



# Northern Chesapeake Sheltie Rescue



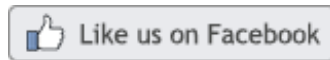
## In This Issue

[Upcoming Events](#)






## Quick Links

[NCSR Website](#)

[Our Petfinder site](#)



**Donate**

Please visit the [NCSR](#) website to make a donation to help our dogs. We are a 501(c)(3) non-profit organization. Your contributions are tax deductible and secure through PayPal.

## Upcoming Events!

**Darlington Apple Festival- (pets not permitted)** October 7, 2017 Darlington, MD

**DogFest** September 17, 2017 Baltimore Humane Society, 1601 Nicodemus Rd, Reistertown, MD [Dog Fest 2017](#)

## Summer 2017

**More pets get lost on July 4th than any other day of the year.**

Source: HomeAgain

Keep your dog safe this Independence Day. Share these eight tips for enjoying the Fourth of July with your dog.

1. Be sure your dog is wearing an up-to-date and visible ID tag on her collar at all times.
2. Take a current photo of your dog, just in case.
3. Exercise your dog early in the day before parties begin.
4. During cookouts, ask guests to play with your dog away from the flames.
5. Keep charcoal, fireworks, sparklers and glow sticks far from curious canines.
6. Keep dog treats on hand for those who want to give your dog food.
7. Leave your dog at home with a frozen stuffed treat during the fireworks.
8. If your dog is afraid of loud noises, leave gentle music playing to cover the fireworks.

**Petfinder SUMMER Pet Safety** Learn more at [www.petfinder.com/SummerPetSafety](http://www.petfinder.com/SummerPetSafety)

It's that time again! It can never be repeated too often! Keep them safe!

\*\*\*\*\*

Summer is finally here! We have started our "second half" ...we have found that the summer months bring twice the intakes of the earlier months. School is out, people move and take vacations. All are reasons given to surrender their sheltie. We're here for those dogs. Watch our Facebook page for updates as they come in, go through vetting and become available for adoption. Also check out our Petfinder page at [www.ncsr.petfinder.com](http://www.ncsr.petfinder.com).

We currently have 15 shelties and one collie (and one German Shepherd...long story) in our program, only two are ready for their new homes. The others are either on medical or hospice hold. It may seem that we've not been very busy, but we are! We can't do it without our wonderful foster homes. If you're interested in helping by fostering, please let us know.

Summer is a fun time busy with events. This Saturday, June 10th, NCSR will be set up at Separation Day in Historic New Castle, DE. If you're in the area please come by and say hello! On Sunday

As new events are added, we will post them on our website and future newsletters!

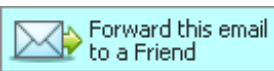
## SAVE THE DATE!!

**The annual NCSR 2017 Reunion Cookout will be Saturday, September 23 at Mariner Point Park in Joppatown, MD! We can't wait to see all our shelties and their families! Stay tuned for more information!**

### Contact Us

For information about adopting, fostering, donating or any other questions, please contact us at:

[ncsr@comcast.net](mailto:ncsr@comcast.net)



June 11th we will be at the Joppatowne Pet Festival from 9 AM -12 Noon at Copenhaver Park, Joppa, MD. This is a new event, and we'd love to see our local friends!

Our favorite day, the Annual NCSR Reunion Cookout, will be September 23rd at Mariner Point Park in Joppa, MD. More information will be provided as the date gets closer. This year we will have information on Double Merles by Amanda Fuller and Keller's Cause. It's always a fun day!

\*\*\*\*\*

### Please submit your photos for the 2018

**NCSR calendar!!** Deadline is August 1st! Submit by email to [ncsr@comcast.net](mailto:ncsr@comcast.net). Large files, please! As always, the calendars will be available at the NCSR annual reunion cookout in September and by mail after that.

NCSR was founded in 1999. We have placed over 710 shelties. Many of our adopters...most...keep in touch from time to time, some we have lost contact with. Most do, however, still get this newsletter. If your NCSR sheltie has passed, or you have moved, PLEASE drop us an email at [ncsr@comcast.net](mailto:ncsr@comcast.net) so we can update our records. Please keep us updated on your sheltie if we haven't heard from you in a while!

We would love newsletter articles; does your sheltie have a story to tell? Please submit it to [ncsr@comcast.net](mailto:ncsr@comcast.net)!

### Fundraising efforts

Do you know anyone with dog related items to donate to our fundraising efforts? We are collecting for our future events and every little bit helps and we can't thank you enough for any donations! So if you have any items, please email Lisa Flowers at [purecountry1299@aol.com](mailto:purecountry1299@aol.com).

Thank you all for all you do! We could not do this without your help as volunteers, foster homes, and adopters. Together we can continue to save lives!

## How To Have A Yard That's Both Beautiful and Dog Friendly

By Dr. Karen Becker

Believe it or not, you can have a dog and a beautiful yard. With a little planning and effort, your furry family member can peacefully co-exist in a lush outdoor space that makes both of you happy.

### First Things First: Create Canine-Friendly Spaces in Your Yard

\*Build a doggy play space. Frame it with wood or iron fencing, or cement or stone blocks. The goal isn't to confine your dog to the area, but just to delineate it. Put down soil and perhaps some sand, and cover with leaves, wood or bark chips, or some other type of mulch (but not cocoa bean mulch).

To encourage your dog to hang out in his new play area, make sure he's watching you while you bury a favorite toy or a few yummy snacks in a treat-release toy just beneath the surface and invite him to find it. Bury a few more toys right beneath the surface while he's watching and let him dig those up as well.

Next, bury a couple of toys while your dog isn't around, then take him to his play area and encourage him to find them. Repeat this routine as often as necessary until your dog learns the area is his. If he likes to dig, with any luck you've given him incentive to limit his digging to his own little yard.

\*Add canine climate control. To help your dog stay comfortable on warm days and prevent her from digging in search of cool soil, create a cooling pit in your yard. Dig out a shallow area that's big enough for your dog to lie comfortably in. Spread a thin layer of wet concrete in the depression as a liner. Before the concrete dries, drive a few screwdriver-size holes in the bottom to allow drainage.

Once the concrete is dry, cover it with about six inches of white playground sand. Keep the sand damp with water during the warmer months of the year and it's almost a guarantee your dog will know exactly where to go to cool off. As an added bonus, when she gets up from her spot, the sand will simply drop off her as it dries.

Another option for helping your dog stay cool outdoors is a kiddie pool. Select a pool made of sturdy, molded plastic. The sides of the pool should be low enough that your dog can step in and out easily. Alternatively, you can build a doggy in-ground pool by digging out an area to place the kiddie pool in so that only an inch or two at the top is exposed.

This can help protect the pool from damage and enhance the look of your outdoor space. The only downside to this design is the pool will be more difficult to empty. You'll have to bail it out, drain it with a siphon or allow the water to evaporate.

#### Next: Create Your Own Outdoor Spaces With Your Dog in Mind

\*Anticipate perimeter patrol. Dogs routinely patrol the boundaries of their territory, so save yourself the hassle and don't plant anything around the perimeter of your yard. Consider lining her pathway with greenery that feels good to puppy paws and also disguises worn areas right next to the fence or edge of your yard.

You can use pine needles, leaves or other soft natural materials. Keep in mind that while stone, rocks or other hard surfaces are fine for human walkways, your dog prefers a softer surface. If the pathway seems to be widening thanks to your dog's patrolling activity, consider placing ornamental fencing or some other barrier along the inside edge of the pathway to prevent her from creating a needlessly wide path that encroaches on the rest of your yard.

\*Protect your plants. Use raised beds built with wood, decorative brick or stone for all your plants. This will prevent your dog from running through your vegetables, flowers and greenery, or plopping down in the middle of them for a nap. Alternatively, you can use container gardens.

A third option is to build a simple fence around your garden. You can use wire mesh with steel posts. The fence should be approximately 4 feet tall. Make sure to bury the mesh and posts deep enough so they remain secure.

\*Avoid toxic plants and chemicals. When choosing what to put in your garden, keep in mind that some plants are toxic to pets. Veggies you should avoid altogether or keep safely away from your dog include eggplant, tomato, potato, onions and rhubarb.

Plants that are potentially toxic include foxglove, deadly nightshade and larkspur. Trees to avoid include almond and walnut trees, cherry trees and trees that grow fruit that contains pits. The insecticides, herbicides, pesticides and fertilizers many people apply in the spring to bring their lawns and gardens back to life are full of chemicals that are dangerous for pets.

The Espoma Company, which makes natural and organic products for the lawn and garden industry, has a Safe Paws lawn campaign to help spread awareness about natural gardening solutions that keep pets healthy and safe outside. The company wants homeowners to transition their lawns from "fast food" to "healthy food." The traditional method of lawn care spreads toxic pesticides over the entire lawn, posing considerable risk to pets, kids and the environment.

Synthetic fertilizers containing fast-acting chemicals and made with fossil fuels like natural gas and coal are another problem in conventional lawn care. These chemicals can burn the grass and kill earthworms and beneficial organisms in the soil. Excess fertilizer can leach into nearby waterways, causing pollution and harmful algae blooms.

The focus of organic lawn care is to produce a healthy lawn and soil using natural organic fertilizers. An organic lawn has grass roots grown deep into the soil, which makes them less vulnerable to drought, weeds, insects,

disease and other stressors.

**\*Safe staking.** To stabilize plants or young trees with stakes, avoid using thin wires that your dog might not see as he's moving around your yard. Use strips of cloth instead, flags or ribbons tied to the wires, or rubber wire guards. Also, if you're planting young trees, especially if your dog is male, protect them in wire enclosures for the first two or three years.

**\*Dealing with urine burns and pet waste.** There are a couple of ways to deal with burn marks on your grass from dog urine. One way is to hose down the patch of grass as soon as your pet urinates. Alternatively, you can cover the area with about an inch of compost. Either method will help rebalance the soil pH and reduce urine burning.

Mostly likely, the root of this problem is your dog's alkaline urine pH. Dog urine with a pH above 7 will kill the grass. Grains in pet food are often the cause of elevated urine pH, and eliminating them from your dog's diet can actually cause his urine to become a fertilizer instead of a grass killer. Additionally, most dogs are consuming dry food, devoid of appropriate moisture, which leads to super concentrated, alkaline urine. If your dog already has a specific potty spot in your yard, you're way ahead of the game. If the whole yard is his bathroom, consider training him to use one area. Scoop your pet's poop as soon as you can after she eliminates. Consider making your own pet waste composter to manage dog poop. This can be extremely helpful for people with large dogs or more than one dog.  
\*\*\*\*\*

## NCSR POLOS AND CAPS



Our polos and caps are back in stock! Two button short sleeved 50/50 blend in royal blue. Caps are available in khaki or blue. Caps and shirts embroidered with NCSR logo. Shirts available in sizes S - 2XL. \$25.00 plus \$5.00 shipping; caps are \$20.00 plus 5.00 shipping. All proceeds benefit NCSR! To order, visit our website at [www.ncsr-md.org](http://www.ncsr-md.org) and look under Gift Ideas for our PayPal link or mail check to NCSR 205 Haynes Ct Abingdon, MD 21009

## **OTHER WAYS TO HELP.....**

**We know not everyone can foster or volunteer at events...but there are other ways to help! Can you do home visits? Assist in a transport run? Help write the newsletter? If there is something you would enjoy doing, please contact us and we'll put you in touch with the right person to get things going!**

**We welcome suggestions! [NCSR@Comcast.net](mailto:NCSR@Comcast.net).**

**Thank you!**

We welcome your suggestions, tips, and articles! We would love to start showcasing our adopted shelties, so please send pictures and stories! This newsletter is about you , and for you. Hope to see you at one of our events!

**Sincerely,**

Linda Isbell  
Northern Chesapeake Sheltie Rescue